

## **T7 Disaster Recovery Concept 2025**

© Deutsche Börse Group 2025

This content is for informational purposes only. None of the information constitutes investment advice or an offer to sell or the solicitation of an offer to buy any contract, share or other financial instrument. This content is only for use as general information and all descriptions, examples and calculations contained are for illustrative purposes only.

Deutsche Börse AG, Frankfurter Wertpapierbörse (FWB®, the Frankfurt Stock Exchange), Eurex Frankfurt AG, Eurex Deutschland and Eurex Clearing AG do not represent that the information in this publication is comprehensive, complete or accurate and exclude liability for any consequence resulting from acting upon the contents of this or another publication, in so far as no willful violation of obligations took place or, as the case may be, no injury to life, health or body arises or claims resulting from the Product Liability Act are affected.

Securities traded on the Frankfurt Stock Exchange and Eurex derivatives (other than EURO STOXX 50® Index Futures contracts, EURO STOXX® Select Dividend 30 Index Futures contracts, STOXX® Europe 50 Index Futures contracts, STOXX® Europe 600 Index Futures contracts, STOXX® Europe Large/Mid/Small 200 Index Futures contracts, EURO STOXX® Banks Sector Futures contracts, STOXX® Europe 600 Banks/Industrial Goods & Services/Insurance/Media/Personal & Household Goods/Travel & Leisure/Utilities Futures contracts, Dow Jones Global Titans 50 IndexSM Futures contracts, DAX® Futures contracts, MDAX® Futures contracts, TecDAX® Futures contracts, SMIM® Futures contracts, SLI Swiss Leader Index® Futures contracts, RDXxt® USD - RDX Extended Index Futures contracts, Eurex inflation/commodity/weather/property and interest rate derivatives) are currently not available for offer, sale or trading in the United States nor may they be offered, sold or traded by persons to whom US tax laws apply.

The fund shares listed in XTF Exchange Traded Funds® are admitted for trading on the Frankfurt Stock Exchange. Users of this information service who legally reside outside Germany are herewith advised that sale of the fund shares listed in XTF Exchange Traded Funds may not be permitted in their country of residence. The user makes use of the information at their own risk.

Legal validity of this disclaimer

In the event that individual parts of or formulations contained in this text are not, or are no longer, legally valid (either in whole or in part), the content and validity of the remaining parts of the document are not affected.

Trademarks

The names and designations listed under [www.deutsche-boerse.com/disclaimer](http://www.deutsche-boerse.com/disclaimer) are registered trademarks of Deutsche Börse AG or an affiliate of Deutsche Börse Group.

The names and trademarks listed there do not represent a complete list and, as well as all other trademarks and protected rights mentioned in this publication, are subject unreservedly to the applicable trademark law in each case and are not permitted to be used without the express permission of the registered owner. The simple fact that this publication mentions them does not imply that trademarks are not protected by the rights of third parties.

Information on trademarks of Stoxx Ltd. and ISS STOXX Index GmbH are available under [Trademarks STOXX - STOXX](#)

EEX® is a registered trademark of European Energy Exchange AG.

TRADEGATE® is a registered trademark of Tradegate AG Wertpapierhandelsbank.

Flexible is better.® is a registered trademark of Axioma, Inc.

## Table of Content

<b>1</b>	<b>Introduction.....</b>	<b>1</b>
<b>2</b>	<b>Disaster recovery scenarios.....</b>	<b>2</b>
2.1	Status quo .....	2
2.2	DR scenario 1 - Total loss of primary data centre .....	3
2.3	DR scenario 2 - Partial loss of primary data centre, co-location still accessible.....	4
<b>3</b>	<b>General considerations .....</b>	<b>5</b>
3.1	Functional.....	5
3.2	Configuration for DR.....	6
3.2.1	Same as in Production .....	6
3.2.2	Different in comparison to Production .....	6
3.2.2.1	Enhanced Order Book Interface (EOBI) .....	6
3.3	Accessing ETI HF Sessions in a DR scenario .....	7
3.4	Return to Production.....	7
<b>4</b>	<b>Disaster recovery network details.....</b>	<b>8</b>
4.1	Ping test.....	8
4.2	T7 network details derivatives markets .....	9
4.2.1	Eurex T7.....	9
4.2.2	EEX T7 .....	12
4.3	T7 network details cash markets.....	14
4.3.1	Xetra T7 .....	14
4.3.2	Börse Frankfurt T7 .....	16
4.3.3	Vienna T7.....	18
4.3.4	Malta T7 .....	20
4.3.5	Bulgaria T7.....	22
4.3.6	Budapest T7.....	24
4.3.7	Ljubljana T7 .....	26
4.3.8	Prague T7.....	28
4.3.9	Zagreb T7.....	30
<b>5</b>	<b>Disaster recovery test script.....</b>	<b>32</b>
5.1	Disaster recovery test scenario .....	32
5.2	Schedule of the disaster recovery test.....	32
5.3	Success criteria for the disaster recovery test .....	33
5.4	DR test exercise: Availability of market data.....	33
5.5	DR test exercise: Availability of reference data .....	33
5.6	DR test exercise: Enhanced Transaction Interface (ETI).....	34
5.7	DR test exercise: FIX LF interface .....	34
5.8	DR test exercise: Eurex Enhanced Drop Copy Interface (EDCI) .....	34
5.9	DR test exercise: Trader/Admin/Clearer GUI .....	35
5.10	DR test exercise: Common Report Engine (CRE) .....	35
5.11	Re-connection test .....	35

5.12	Support.....	36
5.13	Interfaces out of scope.....	36
<b>6</b>	<b>Change log .....</b>	<b>37</b>

## 1 Introduction

This document provides an overview of Deutsche Börse's disaster recovery concept for the T7 trading system. It contains the required technical background information as well as functional features and limitations to enable participants to continue trading in a DR situation.

Please note: Chapters 2 and 3 describe the general set up of **real DR scenarios** whereas chapter 5 focuses on the **DR test exercise**, describing which interfaces and functionalities are in scope of the disaster recovery test exercise and which are not.

Participation in the T7 disaster recovery test exercise is not only strongly recommended by Deutsche Börse but it is also seen as an essential part of the industry's disaster recovery readiness.

Therefore, Deutsche Börse kindly requests all Trading Participants to take part in the T7 disaster recovery test.

For an overall description of T7 network options, please refer to the document "N7 Network Access Guide", also available on the Eurex and Xetra website:

[www.eurex.com](http://www.eurex.com) -> Support -> Initiatives & Releases -> T7 Release 13.0 -> Network Access

[www.xetra.com](http://www.xetra.com) -> Technology -> T7 Trading architecture -> System documentation -> Release 13.0 -> Network Access

---

## 2 Disaster recovery scenarios

### 2.1 Status quo

The following drawing describes the different connection possibilities to the primary data centre.

Three types of customer installations have to be considered:

- Customer installations inside the primary data centre (co-location)
- Customer installations connecting to the Frankfurt Access Point
- Customer installations connecting to remote Access Points (London, Chicago, etc.)

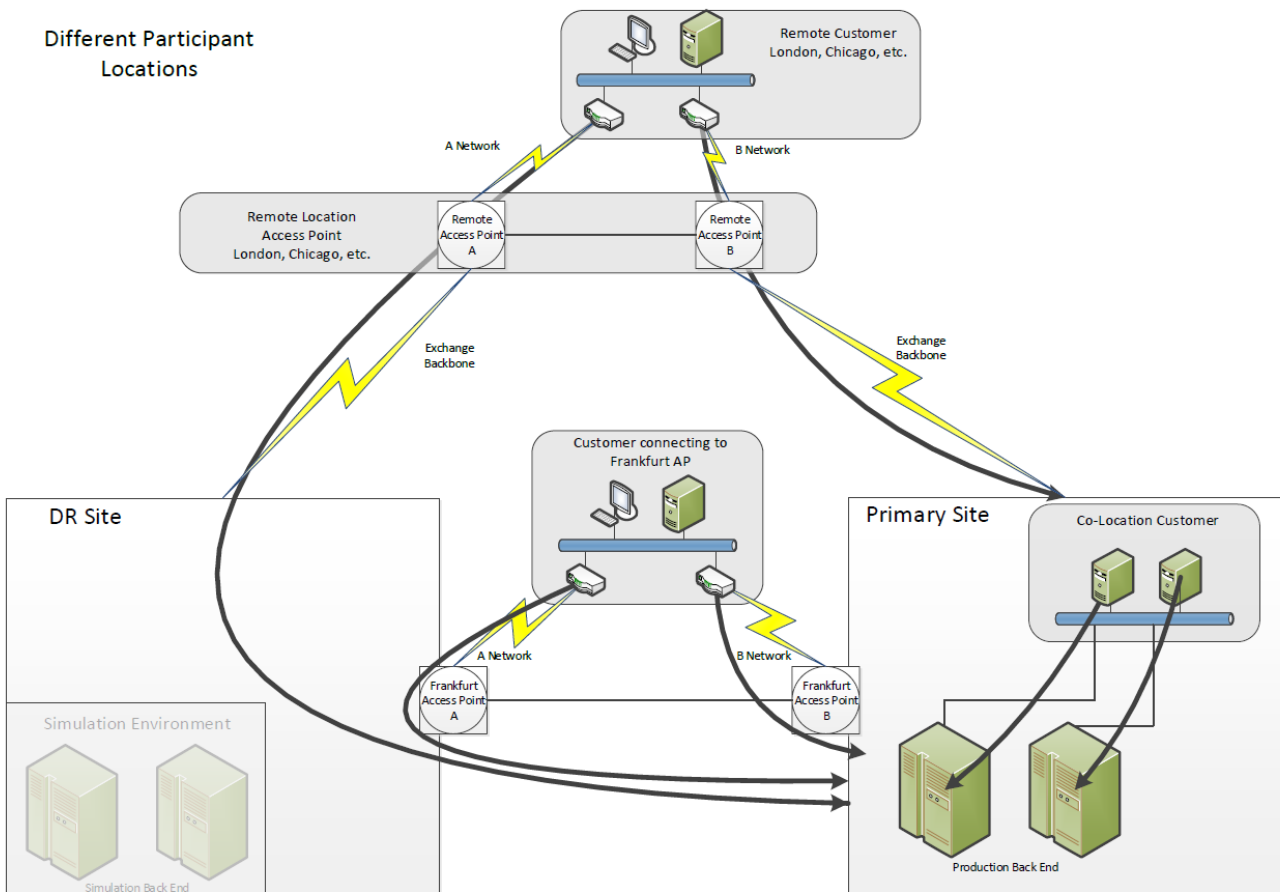


Figure 1: All three types of customer installations and their redundant connectivity to the T7 production back ends.

**2.2 DR scenario 1 - Total loss of primary data centre**

Figure 2 displays the result of a DR scenario that renders the whole facility of the primary data centre inaccessible.

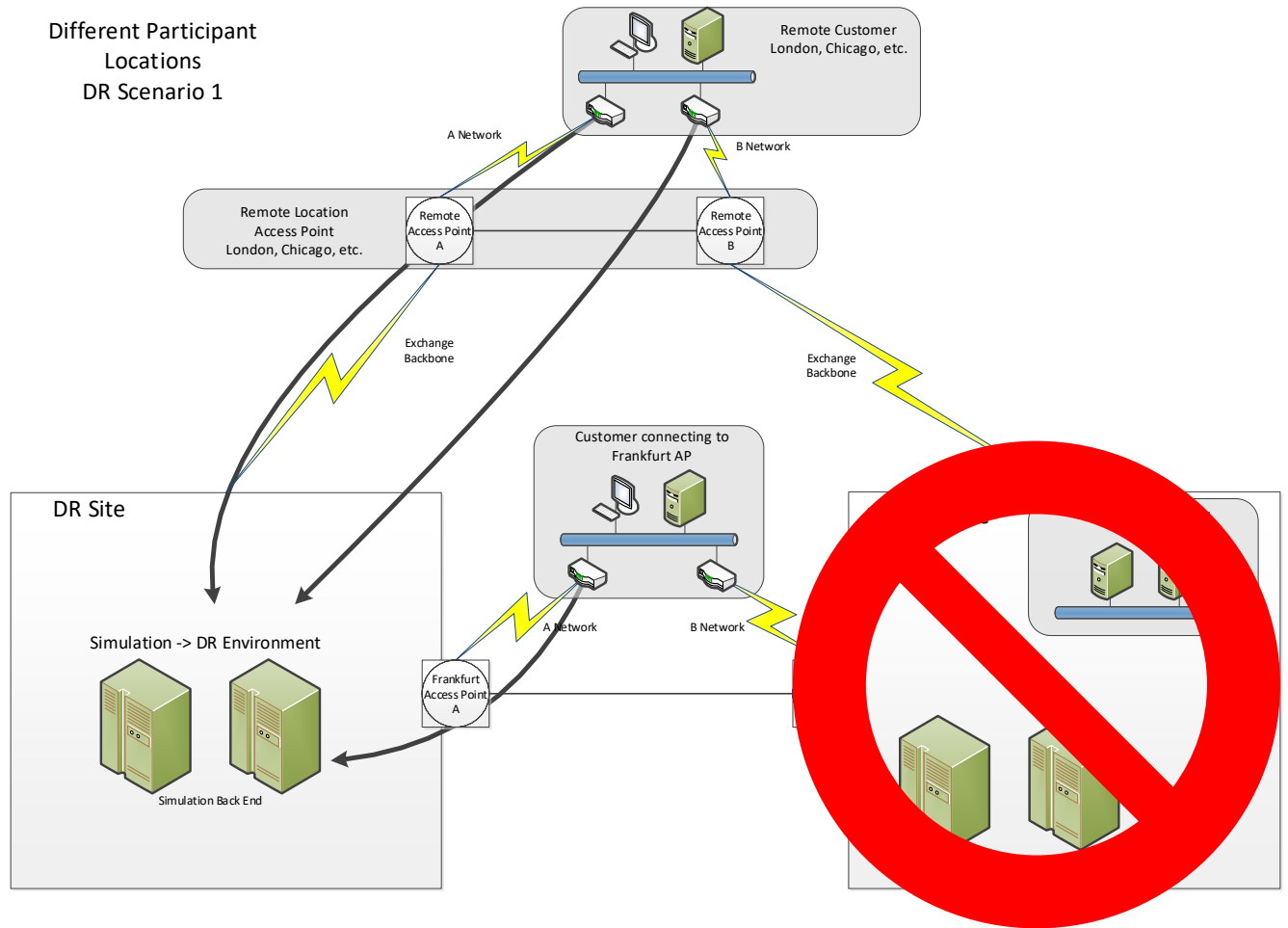


Figure 2: Disaster recovery scenario 1

In such a scenario, customer installations connecting to remote access points (i.e. London, Chicago, etc.) will continue to use both leased lines connecting them to the local access point. The local access point continues to use backbone lines to Frankfurt which terminate in the secondary data centre.

Customer installations connecting to the Frankfurt access point will be able to continue to use a single leased line connecting to the access point half located in the secondary data centre.

Customer installations within the primary data centre are considered to be non-functional in this DR scenario.

**2.3 DR scenario 2 - Partial loss of primary data centre, co-location still accessible**

Figure 3 displays the result of a DR scenario that renders the T7 back end of the primary data centre (FR2) inaccessible. The co-location facility is still accessible. Co-location customers are still able to access the DR data centre.

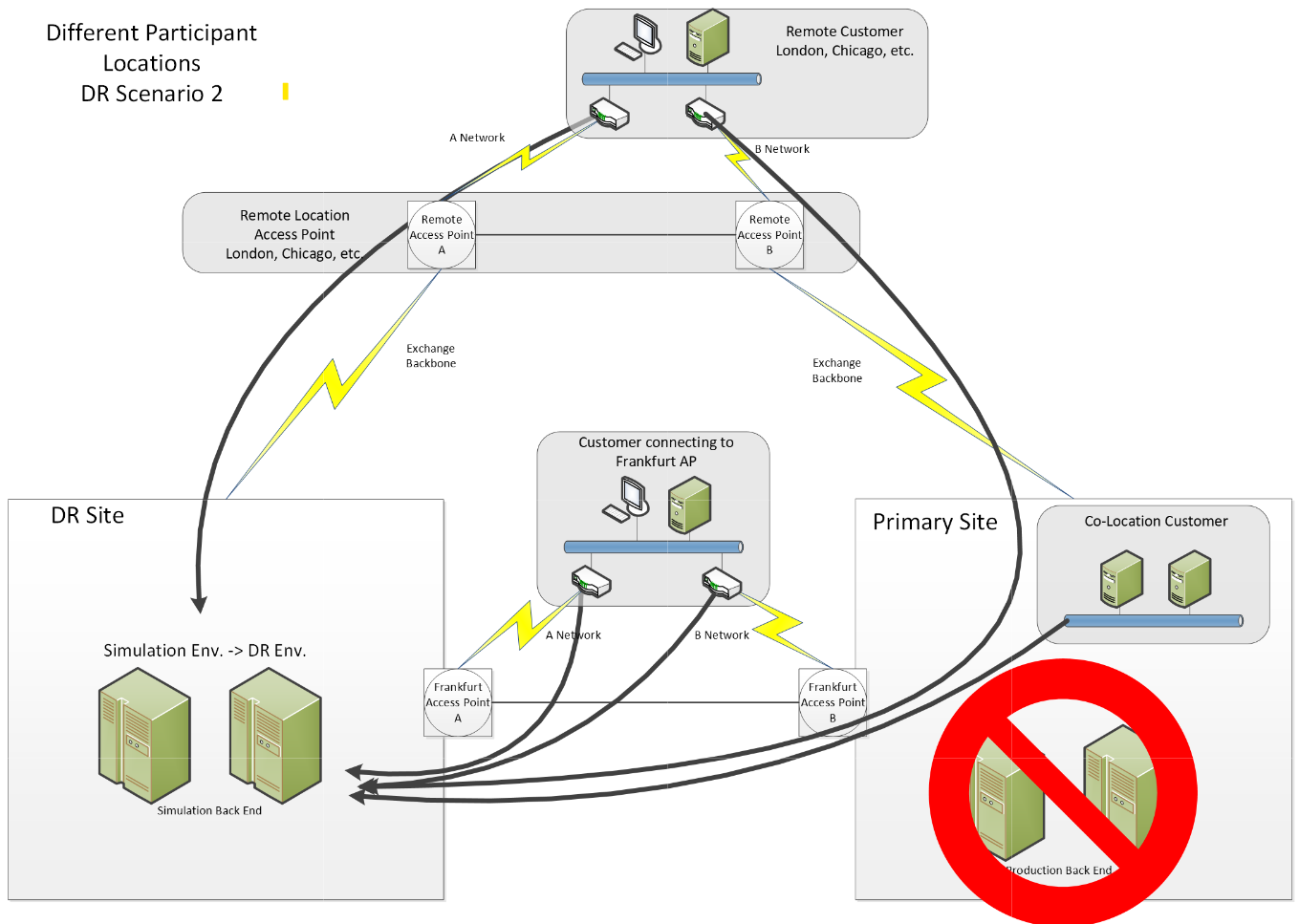


Figure 3: Disaster recovery scenario 2

In such a scenario, only the T7 back end located in the primary data centre will be considered to be non-functional.

Customer installations connecting to remote access points (i.e. London, Chicago, etc.) will continue to use both leased lines connecting them to the local access point. The local access point continues to use backbone lines to Frankfurt which are terminating in the secondary data centre.

Customer installations connecting to the Frankfurt access point will continue to use both leased lines connecting them to the access point half located in the secondary data centre.

Co-location customers will be able to continue to use their existing connection to access the DR environment.



### 3 General considerations

In a disaster recovery scenario, the T7 infrastructure regularly used for T7 simulation will be re-used to serve as T7 disaster recovery production infrastructure.

The switch of the back ends and the transfer of reference data will not be instantaneous but is expected to take up to two hours.

While most T7 interfaces will be available in the disaster recovery scenario, several conceptual differences to regular production exist and have to be accounted for.

#### 3.1 Functional

- Order books will be empty after the switch to the DR environment.
  - IDs (MatchStepID, EventID etc.) are reset and will start again from "1". Timestamps must be used to detect duplicate IDs.
  - OrderIDs are based on timestamps, no further action required.
  - Trades of the current business day will not be transferred to the T7 DR System but can still be inquired from the respective Clearing systems.
  - The T7 DR system will start with an empty trade data base. However, on-exchange trades as well as match numbers reported in a DR scenario will start with an offset of 5.000.000 whereas TES trades will start with an offset of 1.000.000.
  - Intraday defined strategies will not be transferred to the T7 DR system.
  - Cover activations will not be transferred to the T7 DR system (XFRA only).
  - The number of partitions in the DR environment is lower than in Production and therefore the product assignment to partitions will differ.
  - A new reference data file (RDF) will be produced during DR start up and will be published by the DR back end (as well as further intraday updates) onto the Common Report Engine into the respective production directory.
-

## 3.2 Configuration for DR

### 3.2.1 Same as in Production

- User IDs, ETI, FIX LF and EDCI sessions will be used from production.
- All TCP and UDP Ports will be the same as for normal production.
- Multicast Groups will be the same as for normal production for the following T7 broadcast interfaces<sup>1</sup>:
  - Market Data Interface (MDI)
  - Enhanced Market Data Interface (EMDI)
  - Extended Market Data Service (EMDS)
  - Reference Data Interface (RDI)
- Rendezvous Points (RP) will be the same as for normal production<sup>1</sup>.
- Technical Heartbeats will be the same as for normal production<sup>1</sup>.
- CRE Subnet will be the same as for normal production.

### 3.2.2 Different in comparison to Production

- ETI Trading Gateway, EDC Gateway and Partition Specific Gateway Subnets will differ from regular production.
- FIX LF Gateway Subnets will differ from regular production.
- GUI Landing Pages, Webstart Servers and (Crypto) Proxy Servers will differ from regular production.
- Stream-A multicast groups for Enhanced Order Book Interface (EOBI) will differ from regular production (Stream B for EOBI is not available).
- Source IP addresses will differ from regular production for the following T7 broadcast interfaces:
  - Market Data Interface (MDI)
  - Enhanced Market Data Interface (EMDI)
  - Enhanced Order Book Interface (EOBI)
  - Extended Market Data Service (EMDS)
  - Reference Data Interface (RDI)

#### 3.2.2.1 Enhanced Order Book Interface (EOBI)

Deutsche Börse offers the possibility to receive EOBI data in case of a Disaster Recovery scenario.

In DR scenario 1, customers connecting via leased line, who have access to the regular “A” multicast streams, will be able to receive EOBI data using dedicated EOBI multicast addresses (see [chapter 4](#) for network details).

In DR scenario 2, co-location customers will be able to receive EOBI data using the dedicated EOBI multicast addresses via their cross-connects (see [chapter 4](#) for network details).

Please make sure that your internal firewall settings are adjusted accordingly. Please be aware that Stream B for EOBI is currently not available in DR.

---

<sup>1</sup>Stream B Multicast Groups, Rendezvous Points and Technical Heartbeats will only be available for DR scenario 2

### **3.3 Accessing ETI HF Sessions in a DR scenario**

The use of ETI HF production sessions has been restricted to the Exchange's Equinix FR2 facility (non-public ground). The use of ETI HF production sessions from other locations is not possible in the T7 production environment.

Please note that in the event of a disaster recovery scenario, it will however still be possible to use ETI HF production sessions from locations outside the Exchange's Equinix FR2 facility to access the PS gateways of the T7 disaster recovery environment.

For more detailed information, please refer to the document "N7 Network Access Guide", also available on the Eurex and Xetra website.

### **3.4 Return to Production**

After the DR scenario has been resolved, Deutsche Börse will communicate the procedure for re-establishing the connection to the production environment with adequate notification time.

For more detailed information, please refer to the document "Emergency Playbook on Incident Handling" which is available on the Eurex and Xetra website:

<https://www.eurex.com/ex-en/support/emergencies-and-safeguards>

<https://www.xetra.com/xetra-en/technology/t7/emergency-procedures>

---

## **4 Disaster recovery network details**

Due to the nature of the distributed T7 architecture, different interfaces will be configured in varying ways.

T7 interfaces whose production infrastructure is solely located in the primary data centre will switch to the simulation infrastructure and need to be accessed via simulation network addresses (i.e. ETI gateways, FIX LF gateways, EDC gateways).

Other T7 interfaces whose production infrastructure is distributed across both data centres will be able to continue to use the existing/remaining production infrastructure in the DR data centre (i.e. multicast addresses).

All available T7 interface connection details in a disaster recovery scenario can be found below.

### **4.1 Ping test**

Due to the previously described concept, all required IP addresses (except EOBI multicast address range, see chapter 3.2.2.1) are already in use either in T7 production environment or T7 simulation environment and accessible at any time. As a result, it is not necessary to offer a dedicated ping test prior to the disaster recovery test exercise.

**T7 Disaster Recovery Concept 2025**  
**Interface Configuration Details**

**4.2 T7 network details derivatives markets**

**4.2.1 Eurex T7**

The following tables summarize all available interface connection details in a disaster recovery scenario for T7 Eurex (XEUR).

Interface	Connection option	URL/FQDN/IP addresses	IP subnets	Ports	Protocol
GUI Landing Page	Internet	<a href="https://t7gui.emergency.eurex.com/xeur/index.html">https://t7gui.emergency.eurex.com/xeur/index.html</a> 193.29.90.181		443	TCP/IP
	Leased line	<a href="https://t7gui.emergency.vpn.eurex.com/xeur/index.html">https://t7gui.emergency.vpn.eurex.com/xeur/index.html</a> 193.29.93.168		443	
Java WebStart	Internet	<a href="t7gui.emergency.eurex.com">t7gui.emergency.eurex.com</a> 193.29.90.181		443	
	Leased line	<a href="t7gui.emergency.vpn.eurex.com">t7gui.emergency.vpn.eurex.com</a> 193.29.93.168		443	
GUI (Crypto)Proxies	Internet	<a href="http://guiproxys1.eurexchange.com">guiproxys1.eurexchange.com</a> 193.29.90.235	193.29.90.224/27	80	
		<a href="http://guiproxys2.eurexchange.com">guiproxys2.eurexchange.com</a> 193.29.90.236	193.29.90.224/27		
	Leased line - side A	<a href="http://guiproxys1.vpn.eurexchange.com">guiproxys1.vpn.eurexchange.com</a> 193.29.89.225	193.29.89.224/28	80 / 8089	
	Leased line - side B	<a href="http://guiproxys2.vpn.eurexchange.com">guiproxys2.vpn.eurexchange.com</a> 193.29.95.225	193.29.95.224/28		

	Gateway type	IP addresses Side A	IP addresses Side B	Ports	Protocol
ETI	PS trading GW - Partition 1	193.29.89.129 (active)	193.29.89.161 (stand-by)	19043	TCP/IP
	PS trading GW - Partition 2	193.29.89.130 (active)	193.29.89.162 (stand-by)		
	PS trading GW - Partition 3	193.29.89.154 (active)	193.29.89.187 (stand-by)		
	PS trading GW - Partition 4	193.29.89.155 (active)	193.29.89.186 (stand-by)		
	PS trading GW - Partition 5	193.29.89.153 (active)	193.29.89.185 (stand-by)		
	PS trading GW - Partition 6	193.29.89.151 (active)	193.29.89.183 (stand-by)		
	LF trading gateways L01/L02	193.29.89.65	193.29.89.97	19006	
	LF trading gateways L01/L02 (encrypted)	<a href="http://etif01a.emergency.vpn.eurex.com">etif01a.emergency.vpn.eurex.com</a> 193.29.89.65	<a href="http://etif01b.emergency.vpn.eurex.com">etif01b.emergency.vpn.eurex.com</a> 193.29.89.97	19047	

	Gateway type	FQDN/IP addresses Side A	FQDN/IP addresses Side B	Ports	Protocol
FIX LF interface	FIX LF gateway (encrypted)	<a href="http://fixlf01a.emergency.vpn.eurex.com">fixlf01a.emergency.vpn.eurex.com</a> 193.29.89.65 (active)	<a href="http://fixlf01b.emergency.vpn.eurex.com">fixlf01b.emergency.vpn.eurex.com</a> 193.29.89.97 (stand-by)	19017	TCP/IP

	Gateway type	FQDN/IP addresses	IP subnets	Ports	Protocol
EDCI	Leased line - side A (encrypted)	<a href="http://edc01a.emergency.vpn.eurex.com">edc01a.emergency.vpn.eurex.com</a> 193.29.89.65	193.29.89.64/27	19024	TCP/IP
	Leased line - side B (encrypted)	<a href="http://edc01b.emergency.vpn.eurex.com">edc01b.emergency.vpn.eurex.com</a> 193.29.89.97	193.29.89.96/27		

Table 1: Eurex T7 network details in DR scenario, part 1/3

**T7 Disaster Recovery Concept 2025**  
**Interface Configuration Details**

All T7 broadcast interfaces	Description	Rendezvous point Side A	Rendezvous point Side B (*)	Ports	
	Rendezvous points	193.29.91.252/32	193.29.91.253/32	-	
	Technical heartbeat	-	-	A: 59086	B: 59087

\*Only applicable for DR scenario 2

MDI	Description	Multicast groups Service A	Multicast groups Service B (*)	Ports	
				US-allowed	US-restricted
	Multicast groups	224.0.50.64-65 224.0.50.67-74 224.0.29.72-76	224.0.50.192-193 224.0.50.195-202 224.0.30.72-76	59000	59032
Source networks	193.29.89.192/28	193.29.89.208/28	-		

\*Only applicable for DR scenario 2

EMDI	Description	Multicast groups Service A	Multicast groups Service B (*)	Ports	
				US-allowed	US-restricted
	Multicast groups	224.0.50.2-9 224.0.50.12-63 224.0.29.2-63	224.0.50.130-137 224.0.50.140-191 224.0.30.2-63	Snapshot: 59000 Incremental: 59001	Snapshot: 59032 Incremental: 59033
Source networks	193.29.89.0/27	193.29.89.32/27	-		

\*Only applicable for DR scenario 2

EOBI	Description	Multicast groups Service A (**)	Ports	
			US-allowed products	US-restricted products
	Multicast groups	224.0.169.32-63 224.0.169.144-149 224.0.169.152-159 224.0.172.128-191	Snapshot: 59000 Incremental: 59001	Snapshot: 59032 Incremental: 59033
Source networks	193.29.89.0/27	-		

\*\*Multicast address range of EOBI is dedicated to Disaster Recovery Environment only (no re-use of production address range)

Extended Market Data Service (EMDS)	Description	Multicast groups Service A	Multicast groups Service B (*)	Ports	
				US-allowed	US-restricted
	Ticker Feed	224.0.50.75	224.0.50.203	-	
	Settlement prices	224.0.50.77	224.0.50.205	59000 Replay: 59001	59032 Replay: 59033
	Intraday open interest data	224.0.50.78	224.0.50.206	-	
	Eurex T7 trades	224.0.50.79	224.0.50.207	Replay: 59001	Replay: 59033
Source networks	193.29.89.192/28	193.29.89.208/28	-		

\*Only applicable for DR scenario 2

Table 2: Eurex T7 network details in DR scenario, part 2/3

**T7 Disaster Recovery Concept 2025**  
**Interface Configuration Details**

RDI	Description	Multicast groups Service A	Multicast groups Service B (*)	Ports
	Multicast groups	224.0.50.0	224.0.50.128	Snapshot: 59098
	Multicast groups	224.0.50.1	224.0.50.129	Incremental: 59099
	Source networks	193.29.89.192/28	193.29.89.208/28	-

\*Only applicable for DR scenario 2

Common Report Engine Instance 1	Leased line - side A	Leased line - side B(*)	Internet	Ports	
				Public	Private
	193.29.90.67	193.29.90.99	193.29.90.132	2221	2222

\*Only applicable for DR scenario 2

Common Upload Engine Instance 2	Leased line - side A	Leased line - side B(*)	Internet	Port
		193.29.90.88	193.29.90.119	193.29.90.158

\*Only applicable for DR scenario 2

Table 3: Eurex T7 network details in DR scenario, part 3/3

**T7 Disaster Recovery Concept 2025**  
**Interface Configuration Details**
**4.2.2 EEX T7**

The following tables summarize all available interface connection details in a disaster recovery scenario for the European Energy Exchange (XEEE).

Interface	Connection option	URL/FQDN/IP addresses	IP subnets	Ports	Protocol
GUI Landing Page	Internet	<a href="https://t7gui.emergency.eurex.com/xeee/index.html">https://t7gui.emergency.eurex.com/xeee/index.html</a> 193.29.90.181		443	TCP/IP
	Leased line	<a href="https://t7gui.emergency.vpn.eurex.com/xeee/index.html">https://t7gui.emergency.vpn.eurex.com/xeee/index.html</a> 193.29.93.168		443	
Java WebStart	Internet	<a href="https://t7gui.emergency.eurex.com">t7gui.emergency.eurex.com</a> 193.29.90.181		443	
	Leased line	<a href="https://t7gui.emergency.vpn.eurex.com">t7gui.emergency.vpn.eurex.com</a> 193.29.93.168		443	
GUI (Crypto)Proxies	Internet	<a href="https://guiproxy1.eurexchange.com">guiproxy1.eurexchange.com</a> 193.29.90.235	193.29.90.224/27	80	
		<a href="https://guiproxy2.eurexchange.com">guiproxy2.eurexchange.com</a> 193.29.90.236	193.29.90.224/27		
	Leased line - side A	<a href="https://guiproxy1.vpn.eurexchange.com">guiproxy1.vpn.eurexchange.com</a> 193.29.89.225	193.29.89.224/28	80 / 8089	
	Leased line - side B	<a href="https://guiproxy2.vpn.eurexchange.com">guiproxy2.vpn.eurexchange.com</a> 193.29.95.225	193.29.95.224/28		
ETI	Gateway type	IP addresses Side A	IP addresses Side B	Ports	Protocol
	PS trading GW - Partition 20	193.29.89.152 (active)	193.29.89.184 (stand-by)	19043	TCP/IP
	LF trading gateways L01/L02	193.29.89.65	193.29.89.97	19006	
LF trading gateways L01/L02 (encrypted)	<a href="https://etilf01a.emergency.vpn.eurex.com">etilf01a.emergency.vpn.eurex.com</a> 193.29.89.65	<a href="https://etilf01b.emergency.vpn.eurex.com">etilf01b.emergency.vpn.eurex.com</a> 193.29.89.97	19047		
FIX LF interface	Gateway type	FQDN/IP addresses Side A	FQDN/IP addresses Side B	Ports	Protocol
	FIX LF gateway (encrypted)	<a href="https://fixlf01a.emergency.vpn.eurex.com">fixlf01a.emergency.vpn.eurex.com</a> 193.29.89.65 (active)	<a href="https://fixlf01b.emergency.vpn.eurex.com">fixlf01b.emergency.vpn.eurex.com</a> 193.29.89.97 (stand-by)	19017	TCP/IP
EDCI	Gateway type	FQDN/IP addresses	IP subnets	Ports	Protocol
	Leased line - side A (encrypted)	<a href="https://edc01a.emergency.vpn.eurex.com">edc01a.emergency.vpn.eurex.com</a> 193.29.89.65	193.29.89.64/27	19024	TCP/IP
	Leased line - side B (encrypted)	<a href="https://edc01b.emergency.vpn.eurex.com">edc01b.emergency.vpn.eurex.com</a> 193.29.89.97	193.29.89.96/27		

Table 4: EEX T7 network details in DR scenario, part 1/2



**T7 Disaster Recovery Concept 2025**  
**Interface Configuration Details**

All T7 broadcast interfaces	Description	Rendezvous point Side A	Rendezvous point Side B (*)	Ports	
	Rendezvous points	193.29.91.252/32	193.29.91.253/32	-	
	Technical heartbeat	-	-	A: 59086	B: 59087

\*Only applicable for DR scenario 2

MDI	Description	Multicast groups Service A	Multicast groups Service B (*)	Ports	
				US-allowed	US-restricted
	Multicast groups	224.0.50.66	224.0.50.194	59000	59032
Source networks	193.29.89.192/28	193.29.89.208/28	-		

\*Only applicable for DR scenario 2

EMDI	Description	Multicast groups Service A	Multicast groups Service B (*)	Ports	
				US-allowed	US-restricted
	Multicast groups	224.0.50.10 224.0.50.11	224.0.50.138 224.0.50.139	Snapshot: 59000 Incremental: 59001	Snapshot: 59032 Incremental: 59033
Source networks	193.29.89.0/27	193.29.89.32/27	-		

\*Only applicable for DR scenario 2

EOBI	Description	Multicast groups Service A (**)	Ports	
			US-allowed products	US-restricted products
	Multicast group	224.0.169.150-151	Snapshot: 59000 Incremental: 59001	Snapshot: 59032 Incremental: 59033
Source networks	193.29.89.0/27	-		

\*\*Multicast address range of EOBI is dedicated to Disaster Recovery Environment only (no re-use of production address range)

RDI	Description	Multicast groups service A	Multicast groups Service B (*)	Ports
	Multicast groups	224.0.29.0	224.0.30.0	Snapshot: 59098
	Multicast groups	224.0.29.1	224.0.30.1	Incremental: 59099
	Source networks	193.29.89.192/28	193.29.89.208/28	-

\*Only applicable for DR scenario 2

Common Report Engine Instance 1	Leased line - side A	Leased line - side B(*)	Internet	Ports	
				Public	Private
	193.29.90.67	193.29.90.99	193.29.90.132	2221	2222

\*Only applicable for DR scenario 2

Common Upload Engine Instance 2	Leased line - side A	Leased line - side B(*)	Internet	Port
	193.29.90.88	193.29.90.119	193.29.90.158	2261

\*Only applicable for DR scenario 2

Table 5: EEX T7 network details in DR scenario, part 2/2

### 4.3 T7 network details cash markets

#### 4.3.1 Xetra T7

The following tables summarize all available interface connection details in a disaster recovery scenario for Xetra T7 (XETR).

Interface	Connection option	URL/FQDN/IP addresses	IP subnets	Ports	Protocol
GUI Landing Page	Internet	<a href="https://t7gui.emergency.xetra.com/xetr/index.html">https://t7gui.emergency.xetra.com/xetr/index.html</a> 193.29.90.178		443	TCP/IP
	Leased line	<a href="https://t7gui.emergency.vpn.xetra.com/xetr/index.html">https://t7gui.emergency.vpn.xetra.com/xetr/index.html</a> 193.29.93.162		443	
Java WebStart	Internet	<a href="https://t7gui.emergency.xetra.com">t7gui.emergency.xetra.com</a> 193.29.90.178		443	
	Leased line	<a href="https://t7gui.emergency.vpn.xetra.com">t7gui.emergency.vpn.xetra.com</a> 193.29.93.162		443	
GUI (Crypto)Proxies	Internet	<a href="https://guiproxy1.xetra.com">guiproxy1.xetra.com</a> 193.29.90.233	193.29.90.224/27	80	
		<a href="https://guiproxy2.xetra.com">guiproxy2.xetra.com</a> 193.29.90.234	193.29.90.224/27		
	Leased line - side A	<a href="https://guiproxy1.vpn.xetra.com">guiproxy1.vpn.xetra.com</a> 193.29.94.225	193.29.94.224/29	80 / 8089	
	Leased line - side B	<a href="https://guiproxy2.vpn.xetra.com">guiproxy2.vpn.xetra.com</a> 193.29.94.233	193.29.94.232/29		

	Gateway type	IP addresses Side A	IP addresses Side B	Ports	Protocol
ETI	PS trading GW - Partition 50	193.29.94.130 (active)	193.29.94.162 (stand-by)	19043	TCP/IP
	PS trading GW - Partition 51	193.29.94.129 (active)	193.29.94.161 (stand-by)		
	PS trading GW - Partition 52	193.29.94.131 (active)	193.29.94.163 (stand-by)		
	PS trading GW - Partition 53	193.29.94.132 (active)	193.29.94.164 (stand-by)		
	PS trading GW - Partition 54	193.29.94.133 (active)	193.29.94.165 (stand-by)		
	PS trading GW - Partition 55	193.29.94.134 (active)	193.29.94.166 (stand-by)		
	LF trading gateways L32X/L31X	193.29.94.65	193.29.94.97	19006	
	LF trading gateways L32X/L31X (encrypted)	<a href="https://etilf01a.emergency.vpn.xetra.com">etilf01a.emergency.vpn.xetra.com</a> 193.29.94.65	<a href="https://etilf01b.emergency.vpn.xetra.com">etilf01b.emergency.vpn.xetra.com</a> 193.29.94.97	19047	

	Gateway type	FQDN/IP addresses Side A	FQDN/IP addresses Side B	Ports	Protocol
FIX LF interface	FIX LF gateway (encrypted)	<a href="https://fixlf01a.emergency.vpn.xetra.com">fixlf01a.emergency.vpn.xetra.com</a> 193.29.94.65 (stand-by)	<a href="https://fixlf01b.emergency.vpn.xetra.com">fixlf01b.emergency.vpn.xetra.com</a> 193.29.94.97 (active)	19017	TCP/IP

All T7 broadcast interfaces	Description	Rendezvous point Side A	Rendezvous point Side B (*)	Ports
	Rendezvous points	185.102.253.252	185.102.253.253	-
	Technical heartbeat	-	-	A: 59086 B: 59087

\*Only applicable for DR scenario 2

Table 6: Xetra T7 network details in DR scenario, part 1/2

**T7 Disaster Recovery Concept 2025**  
**Interface Configuration Details**

MDI	Description	Multicast groups Service A	Multicast groups Service B (**)	Ports
	Multicast groups	224.0.161.16 - 22	224.0.163.16 - 22	59000
Source networks	193.29.94.192/28	193.29.94.208/28	-	

\*Only applicable for DR scenario 2

EMDI	Description	Multicast groups Service A	Multicast groups Service B (**)	Ports
	Multicast groups	224.0.160.0 - 63	224.0.162.0 - 63	Snapshot: 59000 Incremental: 59001
Source networks	193.29.94.0/27	193.29.94.32/27	-	

\*Only applicable for DR scenario 2

EOBI	Description	Multicast groups Service A	Ports
	Multicast groups (**)	224.0.173.128-191	Snapshot: 59000 Incremental: 59001
Source networks	193.29.94.0/27	-	

\*\*Multicast address range of EOBI is dedicated to Disaster Recovery Environment only (no re-use of production address range)

Extended Market Data Service (EMDS)	Description	Multicast groups Service A	Multicast groups Service B (**)	Ports
	All Trade Prices (ATP)	224.0.161.64	224.0.163.64	59000 Replay: 59001
	Ticker feed	224.0.161.31	224.0.163.31	59000
	Source networks	193.29.94.192/28	193.29.94.208/28	-

\*Only applicable for DR scenario 2

RDI	Description	Multicast groups service A	Multicast groups Service B (**)	Ports
	Multicast groups	224.0.161.0	224.0.163.0	Snapshot: 59098 Incremental: 59099
Source networks	193.29.94.192/28	193.29.94.208/28	-	

\*Only applicable for DR scenario 2

Common Report Engine Instance 1	Leased line - side A	Leased line - side B(*)	Internet	Ports	
				Public	Private
	193.29.90.67	193.29.90.99	193.29.90.132	2221	2222

\*Only applicable for DR scenario 2

Common Upload Engine Instance 2	Leased line - side A	Leased line - side B(*)	Internet	Port
		193.29.90.88	193.29.90.119	193.29.90.158

\*Only applicable for DR scenario 2

Table 7: Xetra T7 network details in DR scenario, part 2/2

**4.3.2 Börse Frankfurt T7**

The following tables summarize all available interface connection details in a disaster recovery scenario for Börse Frankfurt T7 (XFRA).

Interface	Connection option	URL/FQDN/IP addresses	IP subnets	Ports	Protocol
GUI Landing Page	Internet	<a href="https://t7gui.emergency.xetra.com/xfra/index.html">https://t7gui.emergency.xetra.com/xfra/index.html</a> 193.29.90.178		443	TCP/IP
	Leased line	<a href="https://t7gui.emergency.vpn.xetra.com/xfra/index.html">https://t7gui.emergency.vpn.xetra.com/xfra/index.html</a> 193.29.93.162		443	
Java WebStart	Internet	<a href="https://t7gui.emergency.xetra.com">t7gui.emergency.xetra.com</a> 193.29.90.178		443	
	Leased line	<a href="https://t7gui.emergency.vpn.xetra.com">t7gui.emergency.vpn.xetra.com</a> 193.29.93.162		443	
GUI (Crypto)Proxies	Internet	<a href="https://guiproxys2.boerse-frankfurt.de">guiproxys2.boerse-frankfurt.de</a> 193.29.90.253	193.29.90.224/27	82	
		<a href="https://guiproxys1.boerse-frankfurt.de">guiproxys1.boerse-frankfurt.de</a> 193.29.90.254	193.29.90.224/27		
	Leased line - side A	<a href="https://guiproxys1.vpn.boerse-frankfurt.de">guiproxys1.vpn.boerse-frankfurt.de</a> 193.29.94.227	193.29.94.224/29	82 / 8091	
	Leased line - side B	<a href="https://guiproxys2.vpn.boerse-frankfurt.de">guiproxys2.vpn.boerse-frankfurt.de</a> 193.29.94.235	193.29.94.232/29		
ETI	Gateway type	IP addresses Side A	IP addresses Side B	Ports	Protocol
	LF trading gateways L06X/L05X	193.29.94.66	193.29.94.98	16006	TCP/IP
	LF trading gateways L06X/L05X (encrypted)	<a href="https://etilf11a.emergency.vpn.xetra.com">etilf11a.emergency.vpn.xetra.com</a> 193.29.94.66	<a href="https://etilf11b.emergency.vpn.xetra.com">etilf11b.emergency.vpn.xetra.com</a> 193.29.94.98	16047	
FIX LF interface	Gateway type	FQDN/IP addresses Side A	FQDN/IP addresses Side B	Ports	Protocol
	FIX LF gateway (encrypted)	<a href="https://fixf11a.emergency.vpn.xetra.com">fixf11a.emergency.vpn.xetra.com</a> 193.29.94.66 (active)	<a href="https://fixf11b.emergency.vpn.xetra.com">fixf11b.emergency.vpn.xetra.com</a> 193.29.94.98 (stand-by)	16017	TCP/IP
All T7 broadcast interfaces	Description	Rendezvous point Side A	Rendezvous point Side B (*)	Ports	
	Rendezvous points	185.102.253.252	185.102.253.253	-	
	Technical heartbeat	-	-	A: 56086	B: 56087

\*Only applicable for DR scenario 2

Table 8: Börse Frankfurt T7 network details in DR scenario, part 1/2

## T7 Disaster Recovery Concept 2025

### Interface Configuration Details

MDI	Description	Multicast groups Service A	Multicast groups Service B (*)	Ports	
	Multicast groups	224.0.161.40-47	224.0.163.40-47	56000	
	Source networks	193.29.94.192/28	193.29.94.208/28	-	
*Only applicable for DR scenario 2					
EOBI	Description	Multicast groups Service A	Ports		
	Multicast groups (**)	224.0.173.224-239	Snapshot: 56000 Incremental: 56001		
	Source networks	193.29.94.0/27	-		
**Multicast address range of EOBI is dedicated to Disaster Recovery Environment only (no re-use of production address range)					
Extended Market Data Service (EMDS)	Description	Multicast groups Service A	Multicast groups Service B (*)	Ports	
	All Trade Prices (ATP)	224.0.161.72-75	224.0.163.72-75	56000 Replay: 56001	
	Source networks	193.29.94.0/27	193.29.94.32/27	-	
*Only applicable for DR scenario 2					
RDI	Description	Multicast groups service A	Multicast groups Service B (*)	Ports	
	Multicast groups	224.0.161.9	224.0.163.9	Snapshot: 56098	
		224.0.161.10	224.0.163.10	Incremental: 56099	
Source networks	193.29.94.192/28	193.29.94.208/28	-		
*Only applicable for DR scenario 2					
Common Report Engine Instance 1	Leased line - side A	Leased line - side B(*)	Internet	Ports	
	193.29.90.67	193.29.90.99	193.29.90.132	Public	Private
				2221	2222
*Only applicable for DR scenario 2					
Common Upload Engine Instance 2	Leased line - side A	Leased line - side B(*)	Internet	Port	
	193.29.90.88	193.29.90.119	193.29.90.158	2261	
*Only applicable for DR scenario 2					

Table 9: Börse Frankfurt T7 network details in DR scenario, part 2/2

### 4.3.3 Vienna T7

The following tables summarize all available interface connection details in a disaster recovery scenario for Vienna T7 (XVIE).

Interface	Connection option	URL/FQDN/IP addresses	IP subnets	Ports	Protocol
GUI Landing Page	Internet	<a href="https://t7gui.emergency.xetra.com/xvie/index.html">https://t7gui.emergency.xetra.com/xvie/index.html</a> 193.29.90.178		443	TCP/IP
	Leased line	<a href="https://t7gui.emergency.vpn.xetra.com/xvie/index.html">https://t7gui.emergency.vpn.xetra.com/xvie/index.html</a> 193.29.93.162		443	
Java WebStart	Internet	<a href="https://t7gui.emergency.xetra.com">t7gui.emergency.xetra.com</a> 193.29.90.178		443	
	Leased line	<a href="https://t7gui.emergency.vpn.xetra.com">t7gui.emergency.vpn.xetra.com</a> 193.29.93.162		443	
GUI (Crypto)Proxies	Internet	<a href="https://guiproxy1.xetra.com">guiproxy1.xetra.com</a> 193.29.90.233	193.29.90.224/27	80	
		<a href="https://guiproxy2.xetra.com">guiproxy2.xetra.com</a> 193.29.90.234	193.29.90.224/27		
	Leased line - side A	<a href="https://guiproxy1.vpn.xetra.com">guiproxy1.vpn.xetra.com</a> 193.29.94.225	193.29.94.224/29	80 / 8089	
	Leased line - side B	<a href="https://guiproxy2.vpn.xetra.com">guiproxy2.vpn.xetra.com</a> 193.29.94.233	193.29.94.232/29		
ETI	<b>Gateway type</b>	<b>IP addresses Side A</b>	<b>IP addresses Side B</b>	<b>Ports</b>	<b>Protocol</b>
	PS trading GW - Partition 81	193.29.92.193 (active)	193.29.92.201 (stand-by)	19043	TCP/IP
	LF trading gateways L50X/L51X	193.29.92.209	193.29.92.217	19006	
LF trading gateways L50X/L51X (encrypted)	<a href="https://etilf31a.emergency.vpn.xetra.com">etilf31a.emergency.vpn.xetra.com</a> 193.29.92.209	<a href="https://etilf31b.emergency.vpn.xetra.com">etilf31b.emergency.vpn.xetra.com</a> 193.29.92.217	19047		
FIX LF interface	<b>Gateway type</b>	<b>FQDN/IP addresses Side A</b>	<b>FQDN/IP addresses Side B</b>	<b>Ports</b>	<b>Protocol</b>
	FIX LF gateway (encrypted)	<a href="https://fixlf31a.emergency.vpn.xetra.com">fixlf31a.emergency.vpn.xetra.com</a> 193.29.92.209 (stand-by)	<a href="https://fixlf31b.emergency.vpn.xetra.com">fixlf31b.emergency.vpn.xetra.com</a> 193.29.92.217 (active)	19017	TCP/IP
All T7 broadcast interfaces	<b>Description</b>	<b>Rendezvous point Side A</b>	<b>Rendezvous point Side B (*)</b>	<b>Ports</b>	
	Rendezvous points	185.102.253.252	185.102.253.253	-	
	Technical heartbeat	-	-	A: 59086	B: 59087

\*Only applicable for DR scenario 2

Table 10: Vienna T7 network details in DR scenario, part 1/2

**T7 Disaster Recovery Concept 2025**  
**Interface Configuration Details**

MDI	Description	Multicast groups Service A	Multicast groups Service B (*)	Ports
	Multicast groups	224.0.161.32-36	224.0.163.32 - 36	59000
	Source networks	193.29.92.176/29	193.29.92.184/29	-

\*Only applicable for DR scenario 2

EMDI	Description	Multicast groups Service A	Multicast groups Service B (*)	Ports
	Multicast groups	224.0.160.64-95	224.0.162.64 - 95	Snapshot: 59000 Incremental: 59001
	Source networks	193.29.92.64/27	193.29.92.96/27	-

\*Only applicable for DR scenario 2

EOBI	Description	Multicast groups Service A	Ports
	Multicast groups (**)	224.0.173.192-201	Snapshot: 59000 Incremental: 59001
	Source networks	193.29.92.64/27	-

\*\*Multicast address range of EOBI is dedicated to Disaster Recovery Environment only (no re-use of production address range)

Extended Market Data Service (EMDS)	Description	Multicast groups Service A	Multicast groups Service B (*)	Ports
	All Trade Prices (ATP)	224.0.161.68	224.0.163.68	59000 Replay: 59001
	Ticker feed	224.0.161.39	224.0.163.39	59000
	Source networks	193.29.94.192/28	193.29.94.208/28	-

\*Only applicable for DR scenario 2

RDI	Description	Multicast groups service A	Multicast groups Service B (*)	Ports
	Multicast groups	224.0.161.1	224.0.163.1	Snapshot: 59098 Incremental: 59099
	Source networks	193.29.92.176/29	193.29.92.184/29	-

\*Only applicable for DR scenario 2

Table 11: Vienna T7 network details in DR scenario, part 2/2

**T7 Disaster Recovery Concept 2025**  
**Interface Configuration Details**
**4.3.4 Malta T7**

The following tables summarize all available interface connection details in a disaster recovery scenario for Malta T7 (XMAL).

Interface	Connection option	URL/FQDN/IP addresses	IP subnets	Ports	Protocol
GUI Landing Page	Internet	<a href="https://t7gui.emergency.xetra.com/xmal/index.html">https://t7gui.emergency.xetra.com/xmal/index.html</a> 193.29.90.178		443	TCP/IP
	Leased line	<a href="https://t7gui.emergency.vpn.xetra.com/xmal/index.html">https://t7gui.emergency.vpn.xetra.com/xmal/index.html</a> 193.29.93.162		443	
Java WebStart	Internet	<a href="https://t7gui.emergency.xetra.com">t7gui.emergency.xetra.com</a> 193.29.90.178		443	
	Leased line	<a href="https://t7gui.emergency.vpn.xetra.com">t7gui.emergency.vpn.xetra.com</a> 193.29.93.162		443	
GUI (Crypto)Proxies	Internet	<a href="https://guiproxys1.xetra.com">guiproxys1.xetra.com</a> 193.29.90.233	193.29.90.224/27	80	
		<a href="https://guiproxys2.xetra.com">guiproxys2.xetra.com</a> 193.29.90.234	193.29.90.224/27		
	Leased line - side A	<a href="https://guiproxys1.vpn.xetra.com">guiproxys1.vpn.xetra.com</a> 193.29.94.225	193.29.94.224/29	80 / 8089	
Leased line - side B	<a href="https://guiproxys2.vpn.xetra.com">guiproxys2.vpn.xetra.com</a> 193.29.94.233	193.29.94.232/29			
ETI	<b>Gateway type</b>	<b>IP addresses Side A</b>	<b>IP addresses Side B</b>	<b>Ports</b>	<b>Protocol</b>
	LF trading gateways L60X/L61X	193.29.92.210	193.29.92.218	19006	TCP/IP
	LF trading gateways L60X/L61X (encrypted)	<a href="https://etilf21a.emergency.vpn.xetra.com">etilf21a.emergency.vpn.xetra.com</a> 193.29.92.210	<a href="https://etilf21b.emergency.vpn.xetra.com">etilf21b.emergency.vpn.xetra.com</a> 193.29.92.218	19047	
FIX LF interface	<b>Gateway type</b>	<b>FQDN/IP addresses Side A</b>	<b>FQDN/IP addresses Side B</b>	<b>Ports</b>	<b>Protocol</b>
	FIX LF gateway (encrypted)	<a href="https://fixlf21a.emergency.vpn.xetra.com">fixlf21a.emergency.vpn.xetra.com</a> 193.29.92.210 (stand-by)	<a href="https://fixlf21b.emergency.vpn.xetra.com">fixlf21b.emergency.vpn.xetra.com</a> 193.29.92.218 (active)	19017	TCP/IP
All T7 broadcast interfaces	<b>Description</b>	<b>Rendezvous point Side A</b>	<b>Rendezvous point Side B <sup>(*)</sup></b>	<b>Ports</b>	
	Rendezvous points	185.102.253.252	185.102.253.253	-	
	Technical heartbeat	-	-	A: 59086	B: 59087

\*Only applicable for DR scenario 2

Table 12: Malta T7 network details in DR scenario, part 1/2



**T7 Disaster Recovery Concept 2025**  
**Interface Configuration Details**

MDI	Description	Multicast groups Service A	Multicast groups Service B <sup>(*)</sup>	Ports	
	Multicast groups	224.0.161.50 - 51	224.0.163.50 -51	59000	
	Source networks	193.29.92.176/29	193.29.92.184/29	-	
<b>*Only applicable for DR scenario 2</b>					
EMDI	Description	Multicast groups Service A	Multicast groups Service B <sup>(*)</sup>	Ports	
	Multicast groups	224.0.160.114 - 115	224.0.162.114 - 115	Snapshot: 59000 Incremental: 59001	
	Source networks	193.29.92.64/27	193.29.92.96/27	-	
<b>*Only applicable for DR scenario 2</b>					
EOBI	Description	Multicast groups Service A	Ports		
	Multicast groups <sup>(**)</sup>	224.0.173.242-243	Snapshot: 59000 Incremental: 59001		
	Source networks	193.29.92.64/27	-		
<b>**Multicast address range of EOBI is dedicated to Disaster Recovery Environment only (no re-use of production address range)</b>					
Extended Market Data Service (EMDS)	Description	Multicast groups Service A	Multicast groups Service B <sup>(*)</sup>	Ports	
	All Trade Prices (ATP)	224.0.161.77	224.0.163.77	59000 Replay: 59001	
	Source networks	193.29.94.192/28	193.29.94.208/28	-	
<b>*Only applicable for DR scenario 2</b>					
RDI	Description	Multicast groups service A	Multicast groups Service B <sup>(*)</sup>	Ports	
	Multicast groups	224.0.161.8	224.0.163.8	Snapshot: 59098 Incremental: 59099	
	Source networks	193.29.92.176/29	193.29.92.184/29		
<b>*Only applicable for DR scenario 2</b>					
Common Report Engine Instance 1	Leased line - side A	Leased line - side B <sup>(*)</sup>	Internet	Ports	
	193.29.90.67	193.29.90.99	193.29.90.132	Public	Private
				2221	2222
<b>*Only applicable for DR scenario 2</b>					

Table 13: Malta T7 network details in DR scenario, part 2/2

**4.3.5 Bulgaria T7**

The following tables summarize all available interface connection details in a disaster recovery scenario for Bulgaria T7 (XBUL).

Interface	Connection option	URL/FQDN/IP addresses	IP subnets	Ports	Protocol
GUI Landing Page	Internet	<a href="https://t7gui.emergency.xetra.com/xbul/index.html">https://t7gui.emergency.xetra.com/xbul/index.html</a> 193.29.90.178		443	TCP/IP
	Leased line	<a href="https://t7gui.emergency.vpn.xetra.com/xbul/index.html">https://t7gui.emergency.vpn.xetra.com/xbul/index.html</a> 193.29.93.162		443	
Java WebStart	Internet	<a href="https://t7gui.emergency.xetra.com">t7gui.emergency.xetra.com</a> 193.29.90.178		443	
	Leased line	<a href="https://t7gui.emergency.vpn.xetra.com">t7gui.emergency.vpn.xetra.com</a> 193.29.93.162		443	
GUI (Crypto)Proxies	Internet	<a href="https://guiproxys1.xetra.com">guiproxys1.xetra.com</a> 193.29.90.233	193.29.90.224/27	80	
		<a href="https://guiproxys2.xetra.com">guiproxys2.xetra.com</a> 193.29.90.234	193.29.90.224/27		
	Leased line - side A	<a href="https://guiproxys1.vpn.xetra.com">guiproxys1.vpn.xetra.com</a> 193.29.94.225	193.29.94.224/29	80 / 8089	
	Leased line - side B	<a href="https://guiproxys2.vpn.xetra.com">guiproxys2.vpn.xetra.com</a> 193.29.94.233	193.29.94.232/29		
ETI	Gateway type	IP addresses Side A	IP addresses Side B	Ports	TCP/IP
	LF trading gateways L60X/L61X	193.29.92.210	193.29.92.218	19006	
	LF trading gateways L60X/L61X (encrypted)	<a href="https://etif21a.emergency.vpn.xetra.com">etif21a.emergency.vpn.xetra.com</a> 193.29.92.210	<a href="https://etif21b.emergency.vpn.xetra.com">etif21b.emergency.vpn.xetra.com</a> 193.29.92.218	19047	
FIX LF interface	Gateway type	FQDN/IP addresses Side A	FQDN/IP addresses Side B	Ports	TCP/IP
	FIX LF gateway (encrypted)	<a href="https://fixf21a.emergency.vpn.xetra.com">fixf21a.emergency.vpn.xetra.com</a> 193.29.92.210 (stand-by)	<a href="https://fixf21b.emergency.vpn.xetra.com">fixf21b.emergency.vpn.xetra.com</a> 193.29.92.218 (active)	19017	
All T7 broadcast interfaces	Description	Rendezvous point Side A	Rendezvous point Side B (*)	Ports	
	Rendezvous points	185.102.253.252	185.102.253.253	-	
	Technical heartbeat	-	-	A: 59086	B: 59087

\*Only applicable for DR scenario 2

Table 14: Bulgaria T7 network details in DR scenario, part 1/2

**T7 Disaster Recovery Concept 2025**  
**Interface Configuration Details**

MDI	Description	Multicast groups Service A	Multicast groups Service B (*)	Ports
	Multicast groups	224.0.161.48	224.0.163.48	59000
	Source networks	193.29.92.176/29	193.29.92.184/29	-

\*Only applicable for DR scenario 2

EMDI	Description	Multicast groups Service A	Multicast groups Service B (*)	Ports
	Multicast groups	224.0.160.112 - 113	224.0.162.112 - 113	Snapshot: 59000 Incremental: 59001
	Source networks	193.29.92.64/27	193.29.92.96/27	-

\*Only applicable for DR scenario 2

EOBI	Description	Multicast groups Service A	Ports
	Multicast groups (**)	224.0.173.240-241	Snapshot: 59000 Incremental: 59001
	Source networks	193.29.92.64/27	-

\*\*Multicast address range of EOBI is dedicated to Disaster Recovery Environment only (no re-use of production address range)

Extended Market Data Service (EMDS)	Description	Multicast groups Service A	Multicast groups Service B (*)	Ports
	All Trade Prices (ATP)	224.0.161.76	224.0.163.76	59000 Replay: 59001
	Ticker feed	224.0.161.49	224.0.163.49	59000
	Source networks	193.29.94.192/28	193.29.94.208/28	-

\*Only applicable for DR scenario 2

RDI	Description	Multicast groups service A	Multicast groups Service B (*)	Ports
	Multicast groups	224.0.161.7	224.0.163.7	Snapshot: 59098 Incremental: 59099
	Source networks	193.29.92.176/29	193.29.92.184/29	

\*Only applicable for DR scenario 2

Common Report Engine Instance 1	Leased line - side A	Leased line - side B(*)	Internet	Ports	
				Public	Private
	193.29.90.67	193.29.90.99	193.29.90.132	2221	2222

\*Only applicable for DR scenario 2

Table 15: Bulgaria T7 network details in DR scenario, part 2/2

### 4.3.6 Budapest T7

The following tables summarize all available interface connection details in a disaster recovery scenario for Budapest T7 (XBUD).

Interface	Connection option	URL/FQDN/IP addresses	IP subnets	Ports	Protocol
GUI Landing Page	Internet	<a href="https://t7gui.emergency.xetra.com/xbud/index.html">https://t7gui.emergency.xetra.com/xbud/index.html</a> 193.29.90.178		443	TCP/IP
	Leased line	<a href="https://t7gui.emergency.vpn.xetra.com/xbud/index.html">https://t7gui.emergency.vpn.xetra.com/xbud/index.html</a> 193.29.93.162		443	
Java WebStart	Internet	<a href="https://t7gui.emergency.xetra.com">t7gui.emergency.xetra.com</a> 193.29.90.178		443	
	Leased line	<a href="https://t7gui.emergency.vpn.xetra.com">t7gui.emergency.vpn.xetra.com</a> 193.29.93.162		443	
GUI (Crypto)Proxies	Internet	<a href="https://guiproxys1.xetra.com">guiproxys1.xetra.com</a> 193.29.90.233	193.29.90.224/27	80	
		<a href="https://guiproxys2.xetra.com">guiproxys2.xetra.com</a> 193.29.90.234	193.29.90.224/27		
	Leased line - side A	<a href="https://guiproxys1.vpn.xetra.com">guiproxys1.vpn.xetra.com</a> 193.29.94.225	193.29.94.224/29	80 / 8089	
		<a href="https://guiproxys2.vpn.xetra.com">guiproxys2.vpn.xetra.com</a> 193.29.94.233	193.29.94.232/29		
ETI	Gateway type	IP addresses Side A	IP addresses Side B	Ports	Protocol
	LF trading gateways L50X/L51X	193.29.92.209	193.29.92.217	19006	TCP/IP
	LF trading gateways L50X/L51X (encrypted)	<a href="https://etif31a.emergency.vpn.xetra.com">etif31a.emergency.vpn.xetra.com</a> 193.29.92.209	<a href="https://etif31b.emergency.vpn.xetra.com">etif31b.emergency.vpn.xetra.com</a> 193.29.92.217	19047	
FIX LF interface	Gateway type	FQDN/IP addresses Side A	FQDN/IP addresses Side B	Ports	Protocol
	FIX LF gateway (encrypted)	<a href="https://fixlf31a.emergency.vpn.xetra.com">fixlf31a.emergency.vpn.xetra.com</a> 193.29.92.209 (stand-by)	<a href="https://fixlf31b.emergency.vpn.xetra.com">fixlf31b.emergency.vpn.xetra.com</a> 193.29.92.217 (active)	19017	TCP/IP
All T7 broadcast interfaces	Description	Rendezvous point Side A	Rendezvous point Side B <sup>(*)</sup>	Ports	
	Rendezvous points	185.102.253.252	185.102.253.253	-	
	Technical heartbeat	-	-	A: 59086	B: 59087

\*Only applicable for DR scenario 2

Table 16: Budapest T7 network details in DR scenario, part 1/2

**T7 Disaster Recovery Concept 2025**  
**Interface Configuration Details**

MDI	Description	Multicast groups Service A	Multicast groups Service B (*)	Ports
	Multicast groups	224.0.161.54 - 55	224.0.163.54 - 55	59000
	Source networks	193.29.92.176/29	193.29.92.184/29	-

\*Only applicable for DR scenario 2

EMDI	Description	Multicast groups Service A	Multicast groups Service B (*)	Ports
	Multicast groups	224.0.160.120 - 123	224.0.162.120 - 123	Snapshot: 59000 Incremental: 59001
	Source networks	193.29.92.64/27	193.29.92.96/27	-

\*Only applicable for DR scenario 2

EOBI	Description	Multicast groups Service A	Ports
	Multicast groups (**)	224.0.173.248-251	Snapshot: 59000 Incremental: 59001
	Source networks	193.29.92.64/27	-

\*\*Multicast address range of EOBI is dedicated to Disaster Recovery Environment only (no re-use of production address range)

RDI	Description	Multicast groups service A	Multicast groups Service B (*)	Ports
	Multicast groups	224.0.161.4	224.0.163.4	Snapshot: 59098 Incremental: 59099
	Source networks	193.29.92.176/29	193.29.92.184/29	-

\*Only applicable for DR scenario 2

Table 17: Budapest T7 network details in DR scenario, part 2/2

## T7 Disaster Recovery Concept 2025

### Interface Configuration Details

#### 4.3.7 Ljubljana T7

The following tables summarize all available interface connection details in a disaster recovery scenario for Ljubljana T7 (XLJU).

Interface	Connection option	URL/FQDN/IP addresses	IP subnets	Ports	Protocol
GUI Landing Page	Internet	<a href="https://t7gui.emergency.xetra.com/xlju/index.html">https://t7gui.emergency.xetra.com/xlju/index.html</a> 193.29.90.178		443	TCP/IP
	Leased line	<a href="https://t7gui.emergency.vpn.xetra.com/xlju/index.html">https://t7gui.emergency.vpn.xetra.com/xlju/index.html</a> 193.29.93.162		443	
Java WebStart	Internet	<a href="https://t7gui.emergency.xetra.com">t7gui.emergency.xetra.com</a> 193.29.90.178		443	
	Leased line	<a href="https://t7gui.emergency.vpn.xetra.com">t7gui.emergency.vpn.xetra.com</a> 193.29.93.162		443	
GUI (Crypto)Proxies	Internet	<a href="https://guiproxys1.xetra.com">guiproxys1.xetra.com</a> 193.29.90.233	193.29.90.224/27	80	
		<a href="https://guiproxys2.xetra.com">guiproxys2.xetra.com</a> 193.29.90.234	193.29.90.224/27		
	Leased line - side A	<a href="https://guiproxys1.vpn.xetra.com">guiproxys1.vpn.xetra.com</a> 193.29.94.225	193.29.94.224/29	80 / 8089	
	Leased line - side B	<a href="https://guiproxys2.vpn.xetra.com">guiproxys2.vpn.xetra.com</a> 193.29.94.233	193.29.94.232/29		
ETI	Gateway type	IP addresses Side A	IP addresses Side B	Ports	TCP/IP
	LF trading gateways L50X/L51X	193.29.92.209	193.29.92.217	19006	
	LF trading gateways L50X/L51X (encrypted)	<a href="https://etilf31a.emergency.vpn.xetra.com">etilf31a.emergency.vpn.xetra.com</a> 193.29.92.209	<a href="https://etilf31b.emergency.vpn.xetra.com">etilf31b.emergency.vpn.xetra.com</a> 193.29.92.217	19047	
FIX LF interface	Gateway type	FQDN/IP addresses Side A	FQDN/IP addresses Side B	Ports	TCP/IP
	FIX LF gateway (encrypted)	<a href="https://fixlf31a.emergency.vpn.xetra.com">fixlf31a.emergency.vpn.xetra.com</a> 193.29.92.209 (stand-by)	<a href="https://fixlf31b.emergency.vpn.xetra.com">fixlf31b.emergency.vpn.xetra.com</a> 193.29.92.217 (active)	19017	
All T7 broadcast interfaces	Description	Rendezvous point Side A	Rendezvous point Side B <sup>(*)</sup>	Ports	
	Rendezvous points	185.102.253.252	185.102.253.253	-	
	Technical heartbeat	-	-	A: 59086	B: 59087

\*Only applicable for DR scenario 2

Table 18: Ljubljana T7 network details in DR scenario, part 1/2

**T7 Disaster Recovery Concept 2025**  
**Interface Configuration Details**

MDI	Description	Multicast groups Service A	Multicast groups Service B <sup>(*)</sup>	Ports
	Multicast groups	224.0.161.56 - 57	224.0.163.56 - 57	59000
Source networks	193.29.92.176/29	193.29.92.184/29	-	

\*Only applicable for DR scenario 2

EMDI	Description	Multicast groups Service A	Multicast groups Service B <sup>(*)</sup>	Ports
	Multicast groups	224.0.160.124 - 125	224.0.162.124 - 125	Snapshot: 59000 Incremental: 59001
Source networks	193.29.92.64/27	193.29.92.96/27	-	

\*Only applicable for DR scenario 2

EOBI	Description	Multicast groups Service A	Ports
	Multicast groups <sup>(**)</sup>	224.0.173.252-253	Snapshot: 59000 Incremental: 59001
Source networks	193.29.92.64/27	-	

\*\*Multicast address range of EOBI is dedicated to Disaster Recovery Environment only (no re-use of production address range)

RDI	Description	Multicast groups service A	Multicast groups Service B <sup>(*)</sup>	Ports
	Multicast groups	224.0.161.5	224.0.163.5	Snapshot: 59098 Incremental: 59099
Source networks	193.29.92.176/29	193.29.92.184/29	-	

\*Only applicable for DR scenario 2

Table 19: Ljubljana T7 network details in DR scenario, part 2/2

**4.3.8 Prague T7**

The following tables summarize all available interface connection details in a disaster recovery scenario for Prague T7 (XPRA).

Interface	Connection option	URL/FQDN/IP addresses	IP subnets	Ports	Protocol
GUI Landing Page	Internet	<a href="https://t7gui.emergency.xetra.com/xprg/index.html">https://t7gui.emergency.xetra.com/xprg/index.html</a> 193.29.90.178		443	TCP/IP
	Leased line	<a href="https://t7gui.emergency.vpn.xetra.com/xprg/index.html">https://t7gui.emergency.vpn.xetra.com/xprg/index.html</a> 193.29.93.162		443	
Java WebStart	Internet	<a href="https://t7gui.emergency.xetra.com">t7gui.emergency.xetra.com</a> 193.29.90.178		443	
	Leased line	<a href="https://t7gui.emergency.vpn.xetra.com">t7gui.emergency.vpn.xetra.com</a> 193.29.93.162		443	
GUI (Crypto)Proxies	Internet	<a href="https://guiproxys1.xetra.com">guiproxys1.xetra.com</a> 193.29.90.233	193.29.90.224/27	80	
		<a href="https://guiproxys2.xetra.com">guiproxys2.xetra.com</a> 193.29.90.234	193.29.90.224/27		
	Leased line - side A	<a href="https://guiproxys1.vpn.xetra.com">guiproxys1.vpn.xetra.com</a> 193.29.94.225	193.29.94.224/29	80 / 8089	
	Leased line - side B	<a href="https://guiproxys2.vpn.xetra.com">guiproxys2.vpn.xetra.com</a> 193.29.94.233	193.29.94.232/29		

ETI	Gateway type	IP addresses Side A	IP addresses Side B	Ports	Protocol
ETI	LF trading gateways L50X/L51X	193.29.92.209	193.29.92.217	19006	TCP/IP
	LF trading gateways L50X/L51X (encrypted)	<a href="https://etilf31a.emergency.vpn.xetra.com">etilf31a.emergency.vpn.xetra.com</a> 193.29.92.209	<a href="https://etilf31b.emergency.vpn.xetra.com">etilf31b.emergency.vpn.xetra.com</a> 193.29.92.217	19047	

FIX LF interface	Gateway type	FQDN/IP addresses Side A	FQDN/IP addresses Side B	Ports	Protocol
FIX LF interface	FIX LF gateway (encrypted)	<a href="https://fixlf31a.emergency.vpn.xetra.com">fixlf31a.emergency.vpn.xetra.com</a> 193.29.92.209 (stand-by)	<a href="https://fixlf31b.emergency.vpn.xetra.com">fixlf31b.emergency.vpn.xetra.com</a> 193.29.92.217 (active)	19017	TCP/IP

All T7 broadcast interfaces	Description	Rendezvous point Side A	Rendezvous point Side B (*)	Ports	
All T7 broadcast interfaces	Rendezvous points	185.102.253.252	185.102.253.253	-	
	Technical heartbeat	-	-	A: 59086	B: 59087

\*Only applicable for DR scenario 2

Table 20: Prague T7 network details in DR scenario, part 1/2



**T7 Disaster Recovery Concept 2025**  
**Interface Configuration Details**

MDI	Description	Multicast groups Service A	Multicast groups Service B <sup>(*)</sup>	Ports
	Multicast groups	224.0.161.52 - 53	224.0.163.52 - 53	59000
Source networks	193.29.92.176/29	193.29.92.184/29	-	

\*Only applicable for DR scenario 2

EMDI	Description	Multicast groups Service A	Multicast groups Service B <sup>(*)</sup>	Ports
	Multicast groups	224.0.160.116 - 119	224.0.162.116 - 119	Snapshot: 59000 Incremental: 59001
Source networks	193.29.92.64/27	193.29.92.96/27	-	

\*Only applicable for DR scenario 2

EOBI	Description	Multicast groups Service A	Ports
	Multicast groups <sup>(**)</sup>	224.0.173.244-247	Snapshot: 59000 Incremental: 59001
Source networks	193.29.92.64/27	-	

\*\*Multicast address range of EOBI is dedicated to Disaster Recovery Environment only (no re-use of production address range)

RDI	Description	Multicast groups service A	Multicast groups Service B <sup>(*)</sup>	Ports
	Multicast groups	224.0.161.3	224.0.163.3	Snapshot: 59098 Incremental: 59099
Source networks	193.29.92.176/29	193.29.92.184/29	-	

\*Only applicable for DR scenario 2

Table 21: Prague T7 network details in DR scenario, part 2/2

**T7 Disaster Recovery Concept 2025**  
**Interface Configuration Details**
**4.3.9 Zagreb T7**

The following tables summarize all available interface connection details in a disaster recovery scenario for Zagreb T7(XZAG).

Interface	Connection option	URL/FQDN/IP addresses	IP subnets	Ports	Protocol
GUI Landing Page	Internet	<a href="https://t7gui.emergency.xetra.com/xzag/index.html">https://t7gui.emergency.xetra.com/xzag/index.html</a> 193.29.90.178		443	TCP/IP
	Leased line	<a href="https://t7gui.emergency.vpn.xetra.com/xzag/index.html">https://t7gui.emergency.vpn.xetra.com/xzag/index.html</a> 193.29.93.162		443	
Java WebStart	Internet	<a href="https://t7gui.emergency.xetra.com">t7gui.emergency.xetra.com</a> 193.29.90.178		443	
	Leased line	<a href="https://t7gui.emergency.vpn.xetra.com">t7gui.emergency.vpn.xetra.com</a> 193.29.93.162		443	
GUI (Crypto)Proxies	Internet	<a href="https://guiproxy1.xetra.com">guiproxy1.xetra.com</a> 193.29.90.233	193.29.90.224/27	80	
		<a href="https://guiproxy2.xetra.com">guiproxy2.xetra.com</a> 193.29.90.234	193.29.90.224/27		
	Leased line - side A	<a href="https://guiproxy1.vpn.xetra.com">guiproxy1.vpn.xetra.com</a> 193.29.94.225	193.29.94.224/29	80 / 8089	
	Leased line - side B	<a href="https://guiproxy2.vpn.xetra.com">guiproxy2.vpn.xetra.com</a> 193.29.94.233	193.29.94.232/29		
ETI	Gateway type	IP addresses Side A	IP addresses Side B	Ports	TCP/IP
	LF trading gateways L50X/L51X	193.29.92.209	193.29.92.217	19006	
	LF trading gateways L50X/L51X (encrypted)	<a href="https://etilf31a.emergency.vpn.xetra.com">etilf31a.emergency.vpn.xetra.com</a> 193.29.92.209	<a href="https://etilf31b.emergency.vpn.xetra.com">etilf31b.emergency.vpn.xetra.com</a> 193.29.92.217	19047	
FIX LF interface	Gateway type	FQDN/IP addresses Side A	FQDN/IP addresses Side B	Ports	TCP/IP
	FIX LF gateway (encrypted)	<a href="https://fixlf31a.emergency.vpn.xetra.com">fixlf31a.emergency.vpn.xetra.com</a> 193.29.92.209 (stand-by)	<a href="https://fixlf31b.emergency.vpn.xetra.com">fixlf31b.emergency.vpn.xetra.com</a> 193.29.92.217 (active)	19017	
All T7 broadcast interfaces	Description	Rendezvous point Side A	Rendezvous point Side B <sup>(*)</sup>	Ports	
	Rendezvous points	185.102.253.252	185.102.253.253	-	
	Technical heartbeat	-	-	A: 59086	B: 59087

<sup>\*</sup>Only applicable for DR scenario 2

Table 22: Zagreb T7 network details in DR scenario, part 1/2

**T7 Disaster Recovery Concept 2025**  
**Interface Configuration Details**

MDI	Description	Multicast groups Service A	Multicast groups Service B (*)	Ports
	Multicast groups	224.0.161.58 - 59	224.0.163.58 - 59	59000
Source networks	193.29.92.176/29	193.29.92.184/29	-	

\*Only applicable for DR scenario 2

EMDI	Description	Multicast groups Service A	Multicast groups Service B (*)	Ports
	Multicast groups	224.0.160.126 - 127	224.0.162.126 - 127	Snapshot: 59000 Incremental: 59001
Source networks	193.29.92.64/27	193.29.92.96/27	-	

\*Only applicable for DR scenario 2

EOBI	Description	Multicast groups Service A	Ports
	Multicast groups (**)	224.0.173.254-255	Snapshot: 59000 Incremental: 59001
Source networks	193.29.92.64/27	-	

\*\*Multicast address range of EOBI is dedicated to Disaster Recovery Environment only (no re-use of production address range)

RDI	Description	Multicast groups service A	Multicast groups Service B (*)	Ports
	Multicast groups	224.0.161.6	224.0.163.6	Snapshot: 59098 Incremental: 59099
Source networks	193.29.92.176/29	193.29.92.184/29	-	

\*Only applicable for DR scenario 2

Table 23: Zagreb T7 network details in DR scenario, part 2/2

## 5 Disaster recovery test script

Deutsche Börse's disaster recovery test exercises will be performed twice a year on a weekend (usually Saturday).

These exercises will be conducted for the markets Eurex, Xetra and Börse Frankfurt. Please inquire with the respective partner exchange to find out whether and to what extent it participates.

During a DR test exercise, production reference data will be used, including User IDs, T7 GUI SSH keys, FIX LF sessions as well as ETI and EDCI sessions.

The business date for the DR test exercise is "DR test calendar date – 1 business day" (e.g., DR test date: 15 March 2025, therefore business date on the DR system: 14 March 2025)

**Please note:** Changes done to any reference data will **not** be copied back to production after the test. Please do not perform any changes to this data during the test exercise. Any order book or trading information created during the DR test exercise will **not** be transferred back to production.

Please be aware that trading participants are responsible for adapting their internal infrastructure and processes to ensure that no internal test data (orders, trades, etc.) generated during the T7 disaster recovery test is transferred to downstream production systems.

### 5.1 Disaster recovery test scenario

The DR test scenario will simulate an outage of the regular T7 production system which is hosted in the primary data centre facility (see [chapter 2.3](#) ).

However, this DR test scenario will not simulate a complete data centre outage, which means that co-location customers will also be able to participate during the test (DR scenario 2).

In such a disaster recovery scenario, T7 infrastructure regularly used for T7 simulation will be used to serve as DR production infrastructure.

### 5.2 Schedule of the disaster recovery test

Planned start DR test:	13:00h CE(S)T
Planned end DR test:	16:00h CE(S)T
Planned start re-connection test on production:	17:00h CE(S)T
Planned end re-connection test on production:	18:00h CE(S)T

---

### 5.3 Success criteria for the disaster recovery test

The disaster recovery test exercise can be regarded as successful when

- **either** a message “Connection Test #####<sup>1</sup> <hh:mm:ss>” appears with an increasing sequence number in the News Board of the T7 Trader or Admin GUI
- **or** a successful session or trader login via ETI has been performed **and** MDI/EMDI<sup>2</sup>/EOBI/RDI heartbeats have been received.
- **or** a successful session or trader login via FIX LF has been performed **and** MDI/EMDI<sup>2</sup>/EOBI/RDI heartbeats have been received.

### 5.4 DR test exercise: Availability of market data

During the disaster recovery test exercise, participants will be able to receive market data via the following interfaces (see [chapter 4](#) for network details):

- T7 Trader GUI
  - T7 Market Data Service (MDI)
  - T7 Enhanced Market Data Service (EMDI) – not applicable for Börse Frankfurt T7 (XFRA)
  - T7 Enhanced Order Book Interface (EOBI)
- Please note:** Unlike the other market data interfaces, EOBI will be accessible via dedicated multicast addresses. Please make sure that your internal network/firewall/switch settings are adjusted accordingly.

### 5.5 DR test exercise: Availability of reference data

During the disaster recovery test exercise, participants will be able to

- read reference data via Reference Data Interface (RDI) (see [chapter 4](#) for network details).
  - receive the Reference Data File (RDF) via the Common Report Engine (CRE)
- Please note:** In a real DR situation, the RDFs will be transferred in the production folder. During a DR test exercise, RDF data will be distributed in the simulation folder.

The files can be easily identified as test files because the DR environment number(s) will be used for its naming convention.

- XEUR, XEEE, XETR, XMAL and XBUL: DR environment number = 45  
Example: 45FILRDF01PUBLI20220709XEUR9SHMT001.XML.ZIP
- XFRA: DR environment number = 41  
Example: 41FILRDF05PUBLI20220709XFRA9SKWJ000.XML.ZIP

<sup>1</sup> Depends on the respective exchange (Eurex, Xetra, etc)

<sup>2</sup> Not applicable for the Issuer Trading Model in XFRA

The respective files can be found under the following directories:

- XEUR and XEEE:  
/publicarea/publi/S/eurex/
- XETR, XMAL and XBUL:  
/publicarea/publi/S/xetra/
- XFRA:  
/publicarea/publi/S/xetra\_ffm2

## **5.6 DR test exercise: Enhanced Transaction Interface (ETI)**

During the disaster recovery test exercise, participants must

- use ETI session and trader logins from the production environment
- use DBAG's public RSA key for password encryption, which is mandatory for HF sessions (which can be downloaded from the respective markets website)

Participants will be able to

- receive news board messages
- access all instruments
- add orders/quotes
- modify orders/quotes
- delete orders/quotes
- match orders/quotes (not applicable for XFRA)

## **5.7 DR test exercise: FIX LF interface**

During the disaster recovery test exercise, participants must

- use FIX LF sessions and trader logins from the production environment

Participants will be able to

- access all instruments
- add orders
- modify orders
- delete orders
- match orders (not applicable for XFRA)

## **5.8 DR test exercise: Eurex Enhanced Drop Copy Interface (EDCI)**

During the disaster recovery test exercise, participants must

---

- use EDCI sessions from the production environment

Participants will be able to receive

- session list notification
- partition list notification
- trading session events (depending on their EDCI configuration)
- extended order information (depending on their EDCI configuration and orderbook)

## 5.9 DR test exercise: Trader/Admin/Clearer GUI

During the disaster recovery test exercise, participants must

- access the GUI using URLs described in [chapter 4](#)
- use T7 GUI SSH keys and userID's from the production environment

Participants will be able to

- receive news board messages

Trader GUI only:

- receive price information
- access all instruments
- add orders
- modify orders
- delete orders
- match orders (not applicable for Börse Frankfurt T7 (XFRA))

## 5.10 DR test exercise: Common Report Engine (CRE)

Participants will be able to access the Common Report Engine to receive RDF test data in the simulation folder (in a real DR situation the RDFs will be transferred in the production folder as usual).

The files can be easily identified as test files because the DR environment number (45 for XEUR, XEEE, XETR, XMAL and XBUL, 41 for XFRA) is used for its naming convention.

However, no further reports will be generated during the disaster recovery test exercise.

## 5.11 Re-connection test

After the disaster recovery test exercise has been completed, the regular production environment is planned to be made available from 17:00h CE(S)T until 18:00h CE(S)T for a re-connect test to allow participants to re-test their infrastructure in the production environment.

The T7 production environment will be shutdown afterwards and will be re-started for the next business day on Sunday evening, at the usual time.

---

## 5.12 Support

The Technical Key Account Managers will be available for supporting the disaster recovery test exercise via your individual VIP number from 13:00h CE(S)T until 18:00h CE(S)T.

## 5.13 Interfaces out of scope

The following T7 interfaces will not be available during the DR test exercise:

- Extended Market Data Service



## 6 Change log

The change log describes on a higher level, what changed in the latest version of the document over older versions.

No	Chapter	Date	Change
1.0.0		27 Sept 2013	Initial version of the T7 Disaster Recovery Concept
2022-1.0	3.1, 4	28 February 2022	Changed trade offset from 10.000.000 to 5.000.000 Updated GUI landing pages (all markets) Updated ETI LF gateway IP addresses for cash market partner exchanges Added Common Upload Engine
2022-1.1	4, 5.12	13 June 2022	Deleted "old" FIX gateways, updated FIX LF gateway IP addresses for cash market partner exchanges, updated GUI IP addresses and URLs
2022-1.2	4	15 August 2022	Added payload encryption service for FIX LF gateways
2022-1.21	4	21 September 2022	Added FQDN for GUI (crypto) proxies
2022-1.3	4	22 November 2022	Added payload encryption service for ETI LF gateways
2023-1.0	4	3 February 2023	Added support of PS Gateways for the EEX market Changed presentation of CRE/CUE IP addresses and ports Changed active/standby FIX LF gateways for XVIE and its partner exchanges
2023-1.1	4	17 April 2023	Removed entry "Eurex T7 Market Signals" (is no longer offered in this form)
2023-1.2	4	11 August 2023	Deleted FIX-LF un-encrypted entries Deleted Eurex/EEX LF trading GW L03/L04
2023-1.2	4	29 August 2023	Changed partition IDs EEX and Xetra to be consistent with productive IDs
2024-1.0	3.3, 4	01 February 2024	Added chapter for ETI HF session access Added additional partitions for Eurex and Xetra
2024-1.1	5	21 August 2024	Update chapter 5 (test dates)
2025-1.0	4.2, 5.8	03 February 2025	Addition of EDCI (Enhanced Drop Copy Interface)